

**Sri A.S.N.M. GOVERNMENT COLLEGE (A),
PALAKOL, W.G. Dt. – 534 260**

(Reaccredited by NAAC with “B” Grade and 2.61 CGPA)
(Affiliated to Adikavi Nannaya University, Rajamahendravaram)

Department of Commerce



Results Analysis (Odd Semesters)

**For the Academic Year
2019-20**



ODD (I, III & V) SEMESERS, OCTOBER – 2019

Table No. 1
Dates of Examinations and Publication of Results.

Continuous Internal Assessment (CIA)	
1 st CIA Written Exams	06-08-2019 to 08-08-2019
2 nd CIA Written Exams	03-10-2019 to 05-10-2019
Viva-voce Examinations	21-10-2019 TO 29-10-2019
Semester End Examinations	
Theory	04-11-2019 TO 20-11-2019
Publication of Results	
ODD Semesters	20-12-2019

Table No. 2
Overall Odd Semesters Pass Rate, October 2019

Semester	Appeared	Passed	Pass %
I	88	47	53.41
III	71	38	53.52
V	45	43	95.56
Total	204	128	62.75

Chart No. 1
Overall Odd Semesters Pass Rate, October 2019

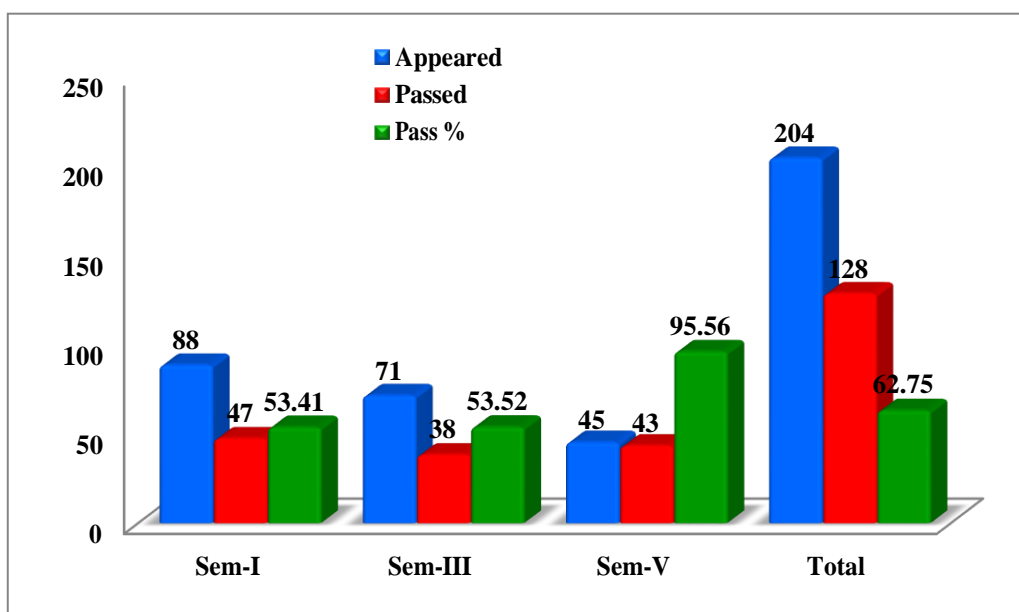




Table No. 3
Programme & Gender-wise Results Analysis in Odd Semesters, 2019-20

Semester	Programme	Gender	Total Appeared	Total Passed	Pass Percentage
Sem-I	B.Com (G)	F	11	10	90.91
		M	37	16	43.24
	B.Com (V)	F	7	6	85.71
		M	33	15	45.45
	Total	F	18	16	88.89
		M	70	31	44.29
Sem-III	B.Com (G)	F	6	5	83.33
		M	30	18	60
	B.Com (V)	F	6	6	100
		M	29	9	31.03
	Total	F	12	11	91.67
		M	59	27	45.76
Sem-V	B.Com (G)	F	7	7	100
		M	15	13	86.67
	B.Com (V)	F	5	5	100
		M	18	18	100
	Total	F	12	12	100
		M	33	31	93.94
Total	B.Com (G)	F	24	22	91.67
		M	82	47	57.32
	B.Com (V)	F	18	17	94.44
		M	80	42	52.50
	Grand Total	F	42	39	92.86
		M	162	89	54.94

Chart No. 2
Programme & Gender-wise Results Analysis in Odd Semesters, 2019-20

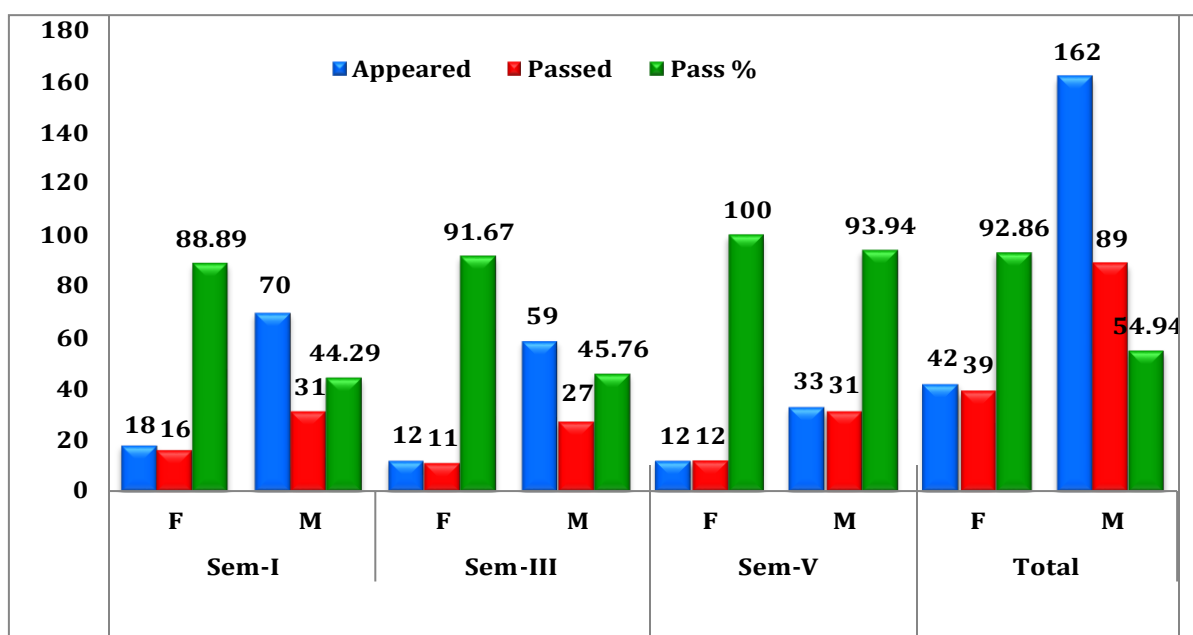
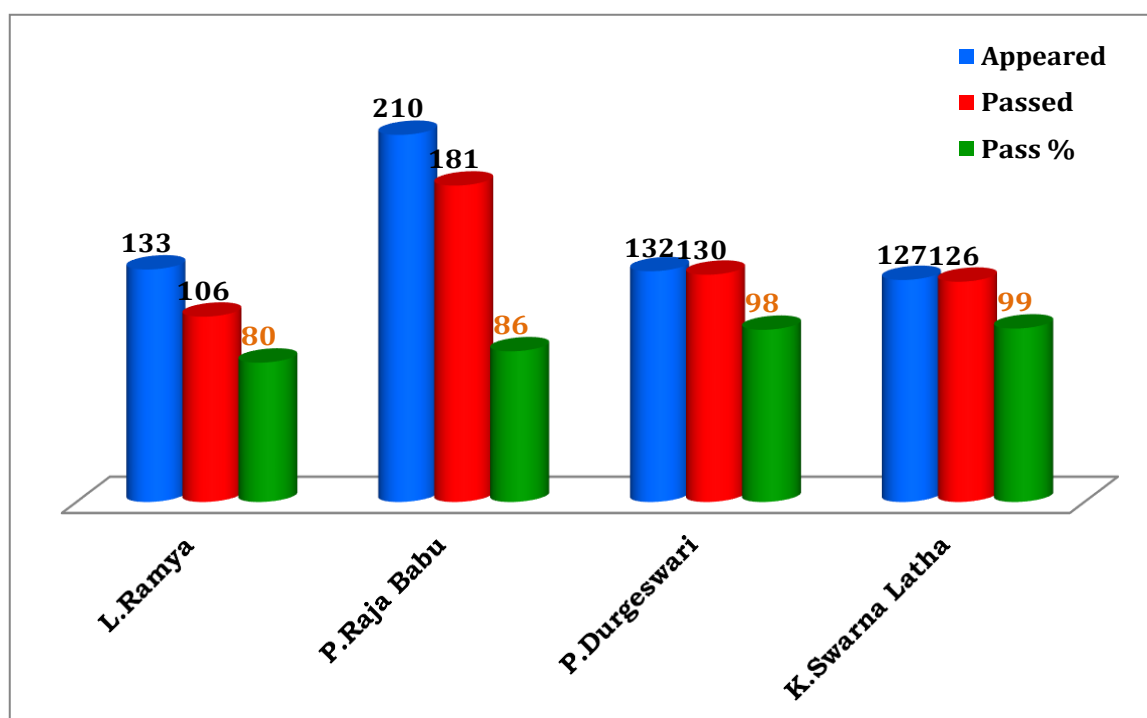




Table No. 4
Commerce Faculty-wise Overall Odd Semesters Pass Rate, Oct 2019

S.No.	Name of the Faculty	Course Codes	Name of the Course	Appeared	Passed	Pass %
1	L.Ramya	COC1A	Accounting-I	88	61	69.32
		COC5C	Commercial Geography	45	45	100
			Total	133	106	79.70
2	P.Raja Babu	COC3B	Business Statistics	71	70	98.59
		COC3A	Corporate Accounting	71	44	61.97
		COC5S	Business Leadership	46	45	97.82
		COG5B	GST Fundamentals	22	22	100
			Total	210	181	86.19
3	P. Durgeswari	COC1B	Business Organization & Management	88	88	100
		COG5E07A	Life Insurance	22	20	90.91
		COG5E07B	Non- Life Insurance	22	22	100
			Total	132	130	98.48
4	K.Swarna Latha	COG3C	Banking Theory & Practice	36	36	100
		COC5A	Cost Accounting	45	44	97.78
		COV5B	Taxation	23	23	100
		COV5E10A	Banking Theory & Practice	23	23	100
			Total	127	126	99.21

Chart No. 3
Commerce Faculty-wise Overall Odd Semesters Pass Rate, Oct 2019





SEMESTER-I

Month & Year: October-2019

Regulation: 19

Table No. 5
Overall Pass Rate in Semester-I, October 2019

Semester	Appeared	Passed	Pass %
I	88	47	53.41

Chart No. 4
Overall Pass Rate in Semester-I, October 2019

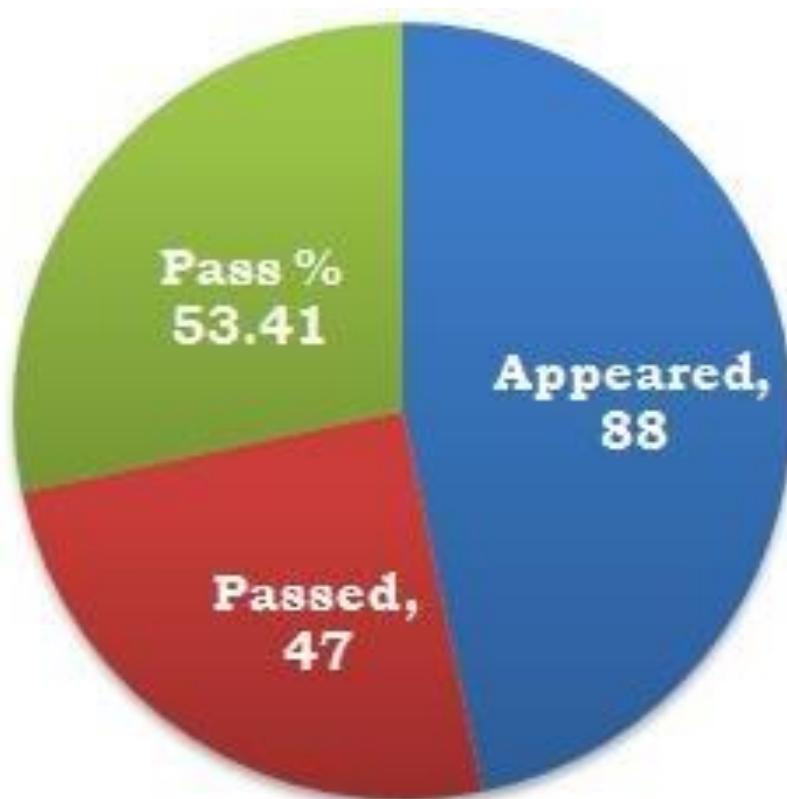




Table No. 6
Programme-wise Result Analysis in Semester-I, October 2019

Group	Appeared	Passed	Pass %
B.Com (G)	48	26	54.17
B.Com (V)	40	21	52.5
Total	88	47	53.41

Chart No. 5
Programme-wise Result Analysis in Semester-I, October 2019

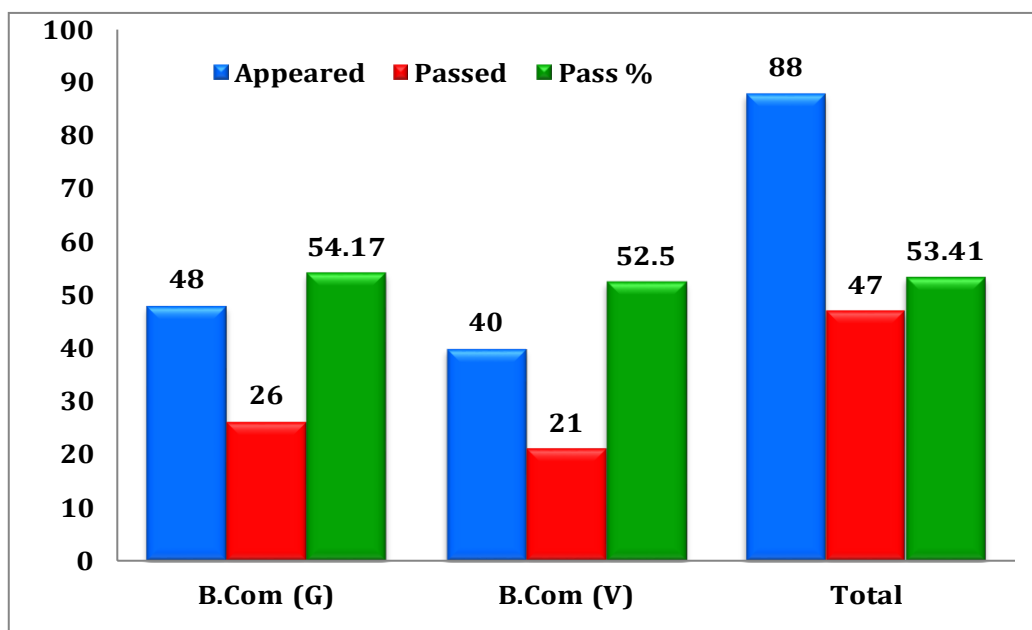


Chart No. 6

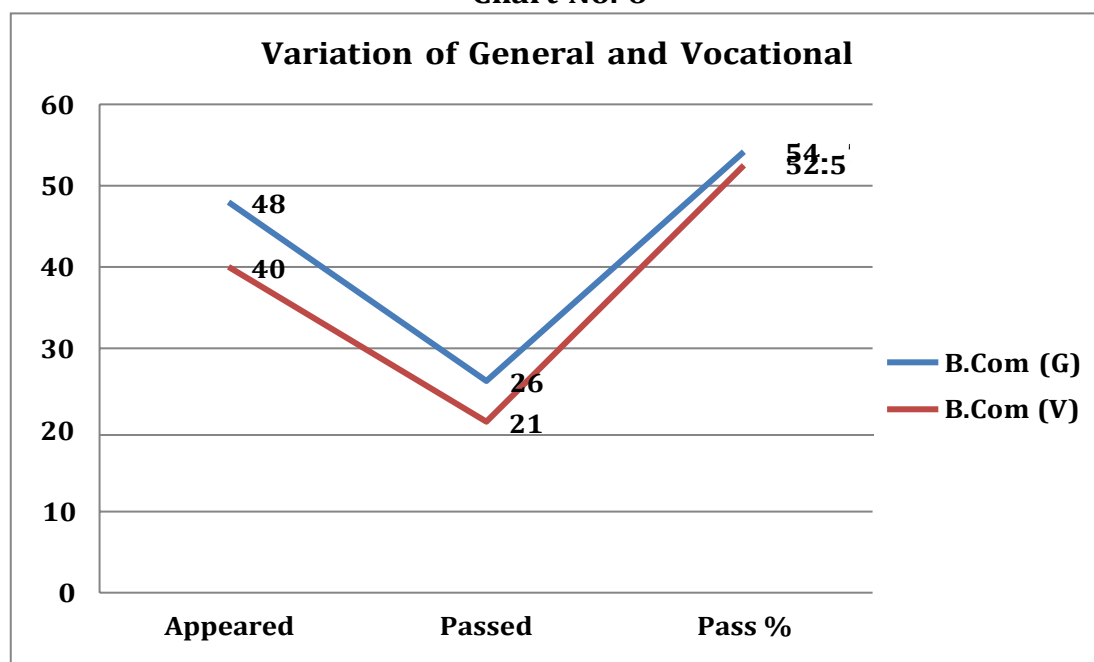
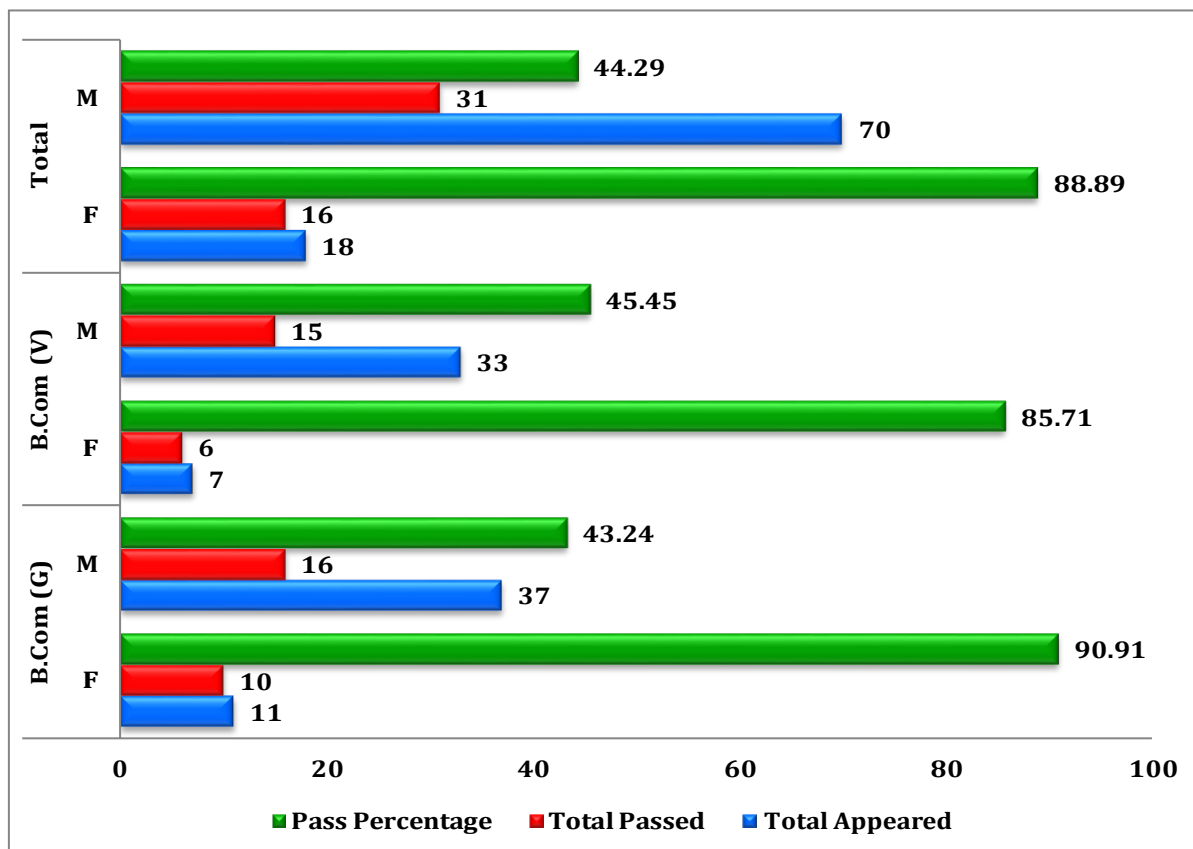




Table No. 7
Gender-wise Results Analysis in Semester-I, October 2019

Programme	Gender	Total Appeared	Total Passed	Pass Percentage
B.Com (G)	F	11	10	90.91
	M	37	16	43.24
B.Com (V)	F	7	6	85.71
	M	33	15	45.45
Total	F	18	16	88.89
	M	70	31	44.29

Chart No. 7
Gender-wise Results Analysis in Semester-I, October 2019



Highlights of Semester-I Examination Results, October 2019;

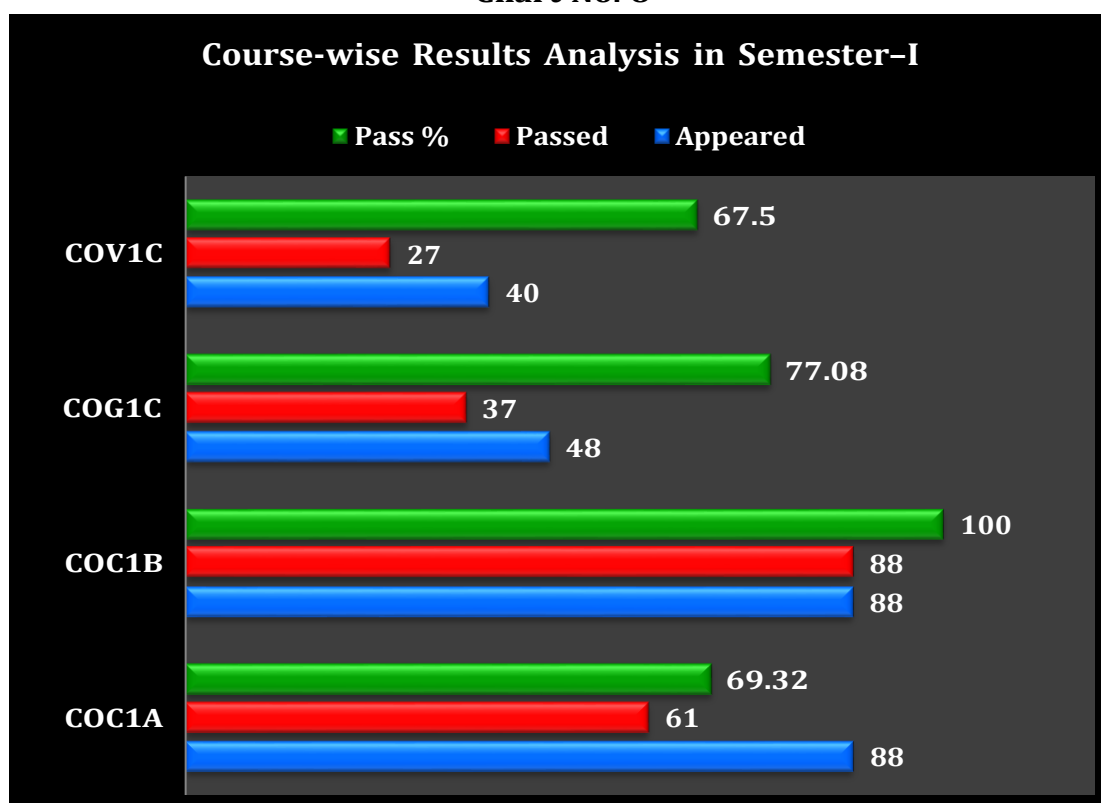
- The overall pass percentage of UG Commerce Programme in Semester I is 53.41%.
- There is no significant difference in the overall pass percentage of Semester-I examination between the General and Vocational Programmes.
- The female students performed much better than the male students.



Table No. 8
Course-wise Result Analysis in Semester-I (19th Batch), October-2019

S.No.	Course Codes	Name of the Course	Appeared	Passed	Pass %
1	COC1A	Accounting-I	88	61	69.32
2	COC1B	Business Organization & Management	88	88	100
3	COG1C	Business Economics-I	48	37	77.08
4	COV1C	Computer Fundamentals and Photoshop	40	27	67.5

Chart No. 8



PERFORMANCE ANALYSIS

It is worth noting that Business Organization & Management Secured 100% pass percentage. Business Economics-I has stood more than 77%. The Low Pass percentage is noted in Financial Accounting-I and Fundamentals of Computers & Photoshop. In this regard, the subject teachers concerned are informed to take necessary steps to improve the results and remedial classes have to be arranged for those students.



SEMESTER-III

Month & Year: October 2019

Regulation: 18

Table No. 9
Overall Pass Rate in Semester-III, October 2019

Semester	Appeared	Passed	Pass %
III	71	38	53.52

Chart No. 9
Overall Pass Rate in Semester-III, October 2019

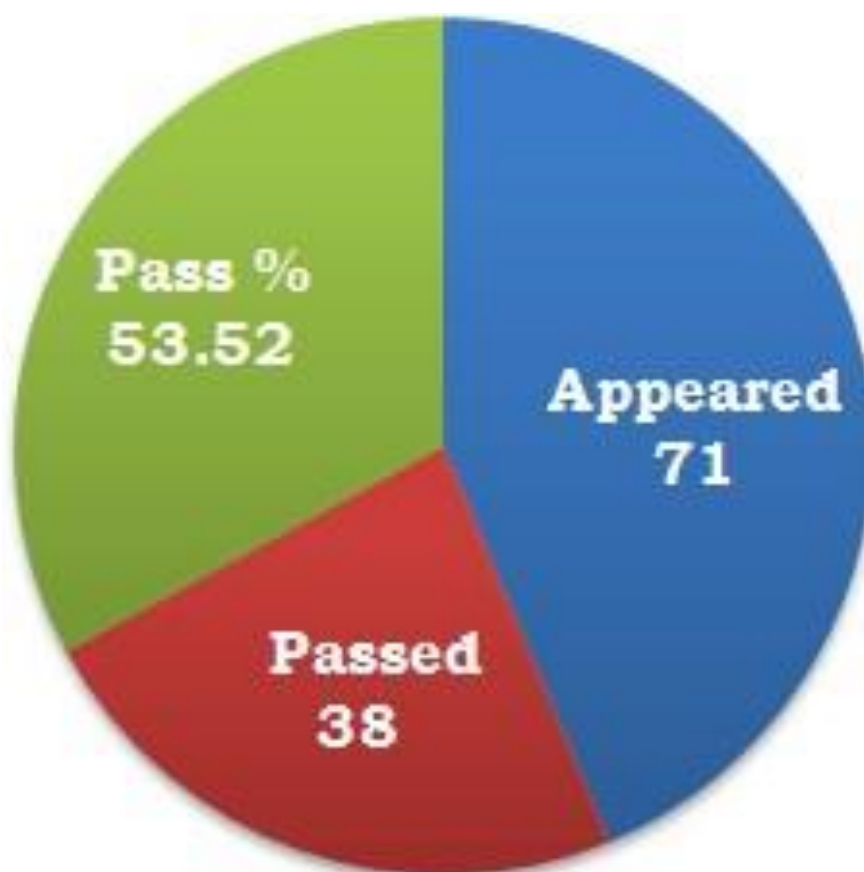




Table No. 10
Programme-wise Result Analysis in Semester-III, October 2019

Group	Appeared	Passed	Pass %
B.Com (G)	36	23	63.89
B.Com (V)	35	15	42.86
Total	71	38	53.52

Chart No. 10
Programme-wise Result Analysis in Semester-III, October 2019

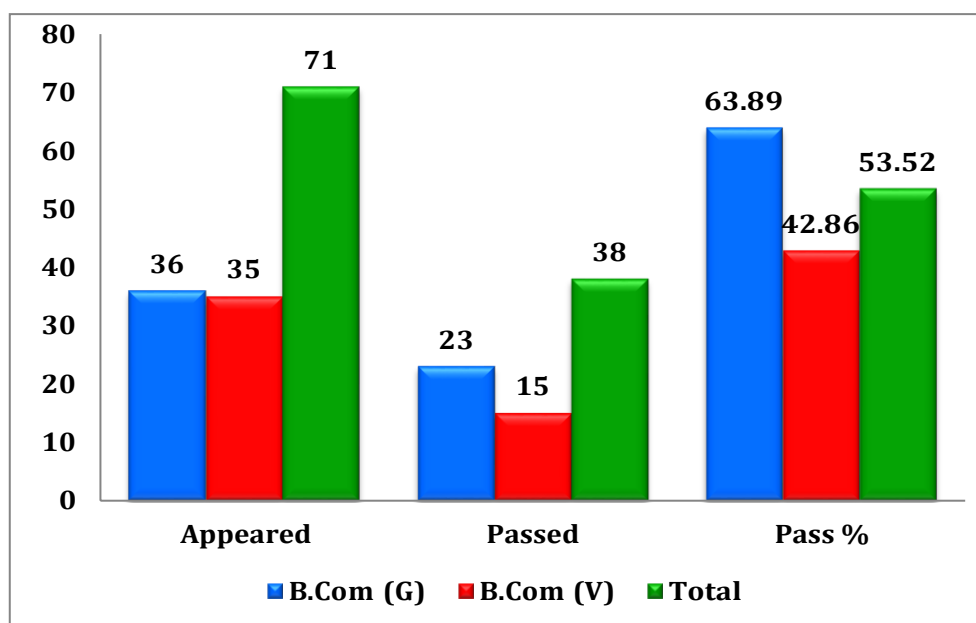


Chart No. 11

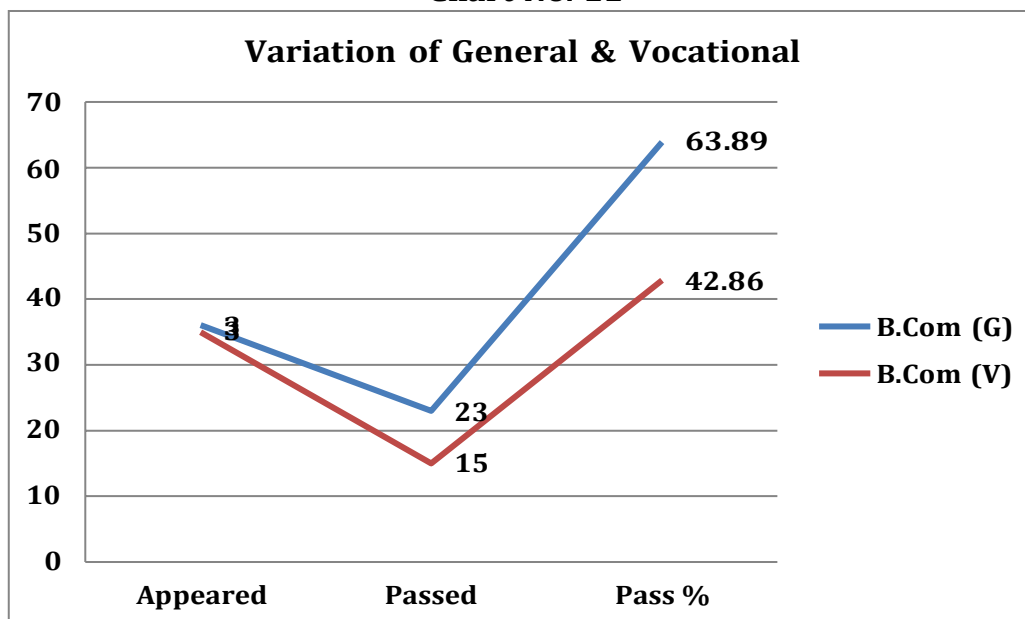
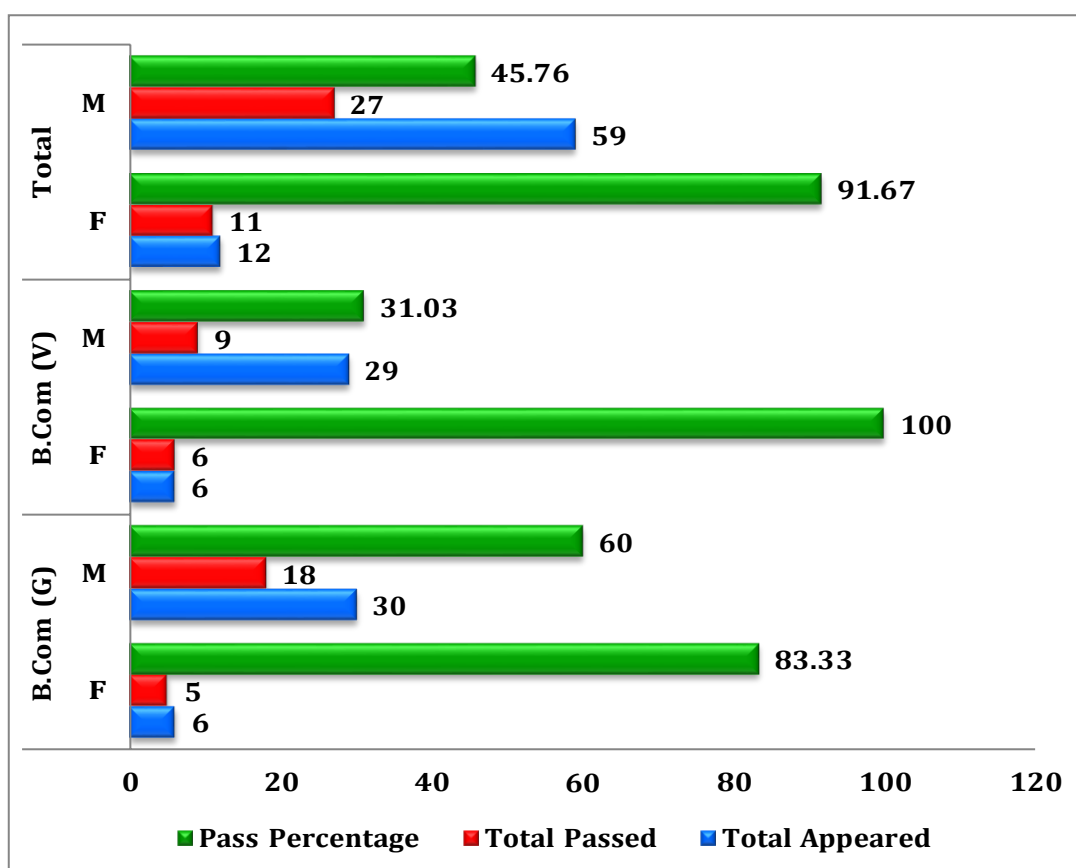




Table No. 11
Gender-wise Results Analysis in Semester-III, October 2019

Course	Gender	Total Appeared	Total Passed	Pass Percentage
B.Com (G)	F	6	5	83.33
	M	30	18	60
B.Com (V)	F	6	6	100
	M	29	9	31.03
Total	F	12	11	91.67
	M	59	27	45.76

Chart No. 12
Gender-wise Results Analysis in Semester-III, October 2019



Highlights of the Semester-III Examination Results, October 2019;


- The overall pass percentage of Commerce UG Programmes in Semester-III is 53.52%.
- There is a significant variation between General and Vocational Programmes, this variation needs to be reduced between them.
- Female students performed much better than the male students.



Table No. 12
Course-wise Results Analysis in Semester-III, October 2019

S.No	Course Codes	Subject	Appeared	Passed	Pass%
1	COC3B	Business Statistics	71	70	98.59
3	COC3A	Corporate Accounting	71	44	61.97
2	COG3C/ COV5E10A	Banking Theory & Practice	36	36	100.00
4	COV3C	Office Automation Tools	35	31	88.57

Chart No. 13



PERFORMANCE ANALYSIS

It is worth noting that the Students have secured 100% pass in Banking Theory & Practices. Business Statistics have secured More than 90%. Low pass percentage is noted in Corporate Accounting. In this regard, the Subject teacher Concerned is informed to take necessary steps to improve the results.



SEMESTER-V

Month & Year: October-2019

Regulation: 17

Table No. 13
Overall Pass Rate in Semester-V, October 2019

Semester	Appeared	Passed	Pass %
V	45	43	95.56

Chart No. 14
Overall Pass Rate in Semester-V, October 2019

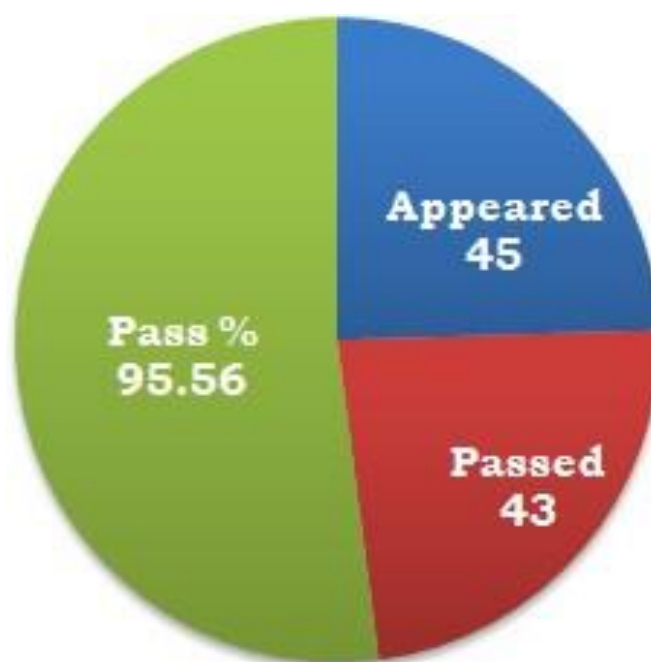




Table No. 14
Programme-wise Results Analysis in Semester-V, October 2019

Group	Appeared	Passed	Pass %
B.Com (G)	22	20	90.91
B.Com (V)	23	23	100
Total	45	43	95.56

Chart No. 15
Programme-wise Results Analysis in Semester-V, October 2019

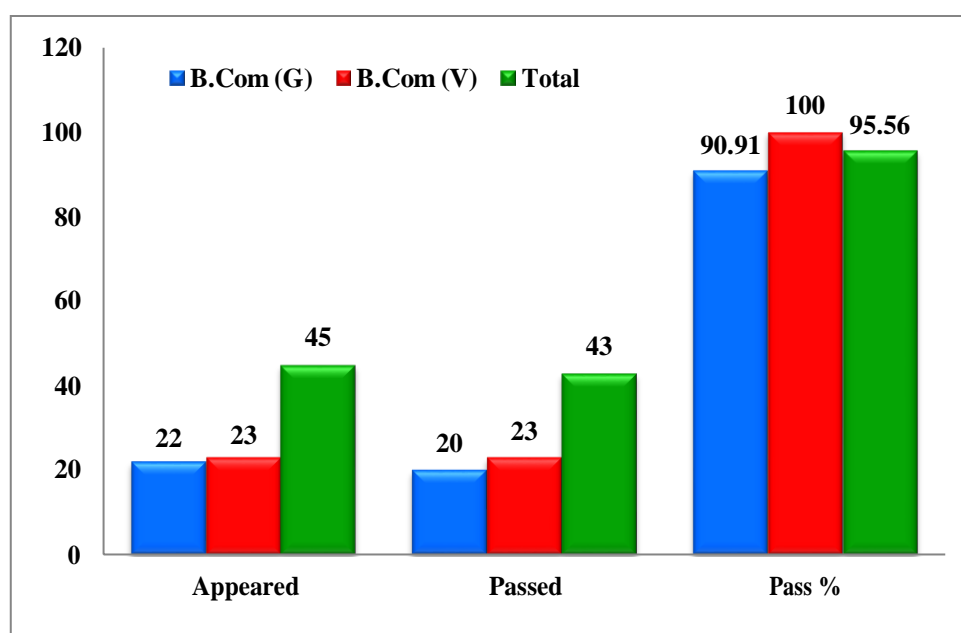


Chart No. 16

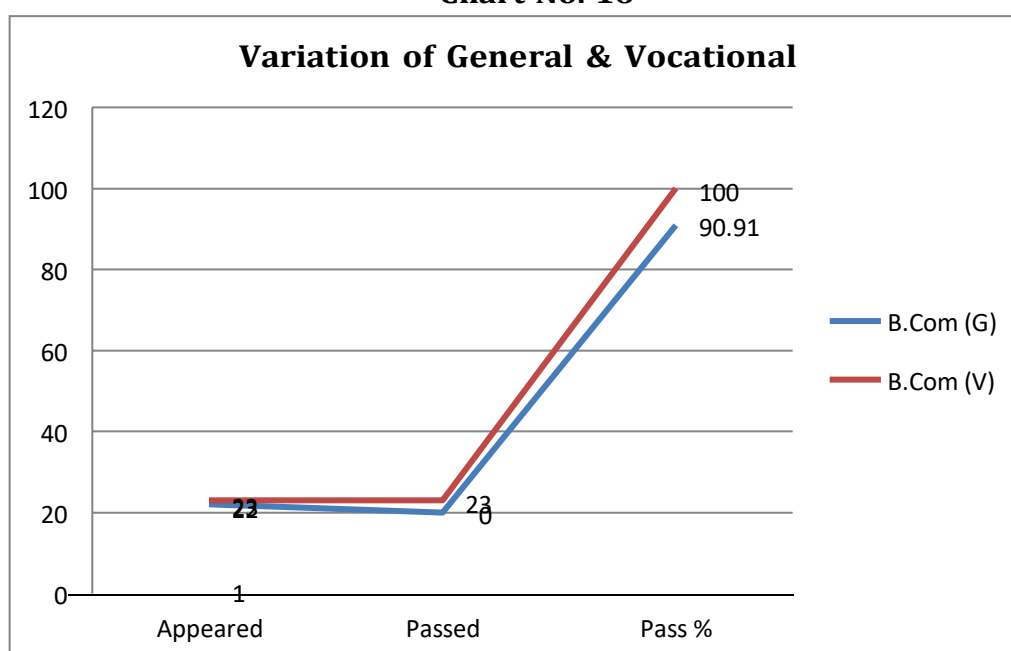
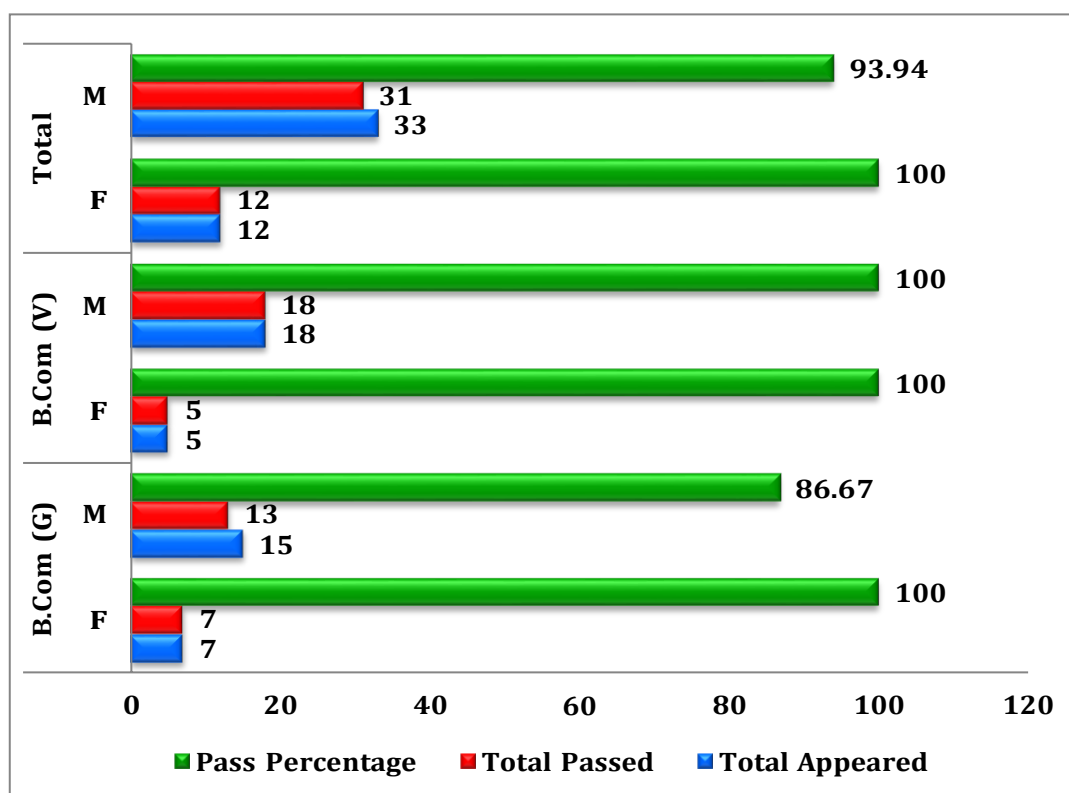




Table No. 15
Gender-wise Results Analysis in Semester-V, October 2019

Programme	Gender	Total Appeared	Total Passed	Pass Percentage
B.Com (G)	F	7	7	100
	M	15	13	86.67
B.Com (V)	F	5	5	100
	M	18	18	100
Total	F	12	12	100
	M	33	31	93.94

Chart No. 17
Gender-wise Results Analysis in Semester-V, October 2019



Highlights of Semester-V Examination Results, October 2019;

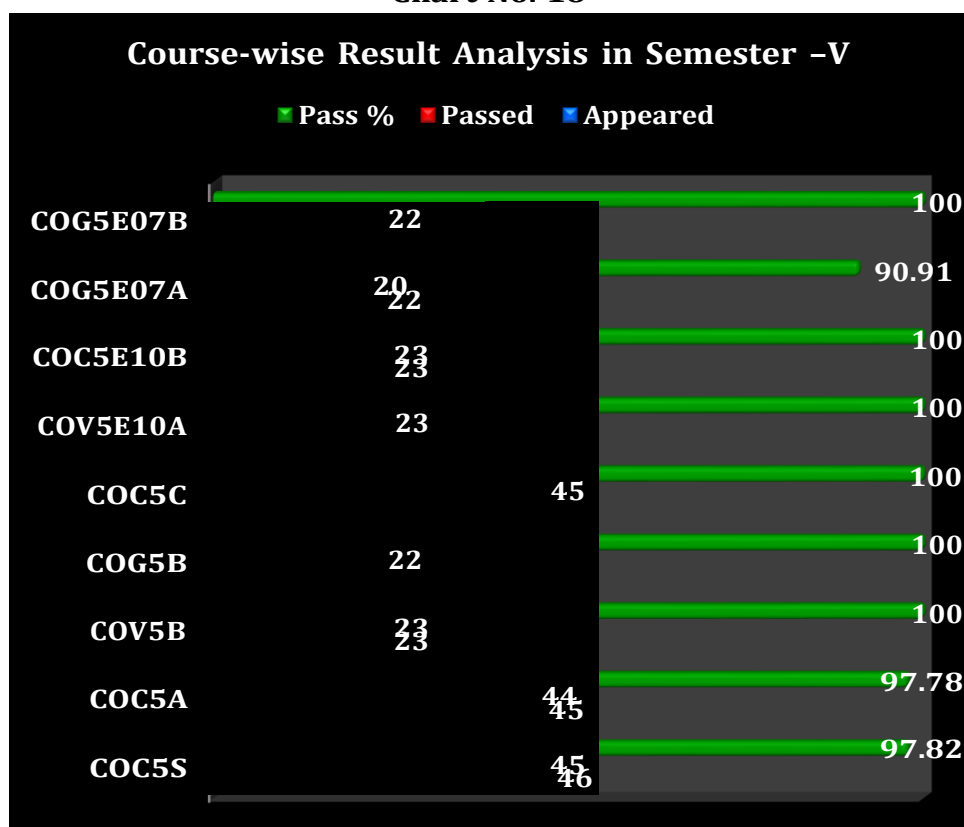
- The overall pass percentage of Commerce UG Programme in Semester-V is 95.56%
- There is 10 per cent difference in overall results between the General and Vocational Commerce UG Programmes, the gap needs to be reduced.
- Female students performed better than the male students.



Table No. 16
Course-wise Results Analysis in Semester-V, October 2019

S.No	Course Code	Name of the Course	Appeared	Passed	Pass%
1	COC5S	Business Leadership	46	45	97.82
2	COC5A	Cost Accounting	45	44	97.78
3	COV5B	Taxation	23	23	100.00
4	COG5B	GST Fundamentals	22	22	100.00
5	COC5C	Commercial Geography	45	45	100.00
6	COV5E10A	Banking Theory & Practice	23	23	100.00
7	COC5E10B	DBMS	23	23	100.00
8	COG5E07A	Life Insurance	22	20	90.91
9	COG5E07B	Non- Life Insurance	22	22	100.00

Chart No. 18



PERFORMANCE ANALYSIS

It is worth noting that out of 9 courses in the 5th semester 6 courses have registered 100 percent results, and remaining 3 courses have also secured more than 90 per cent. Therefore, the students' performance in the 5th semester is much better than the other semesters in odd semesters 2019.



THE END